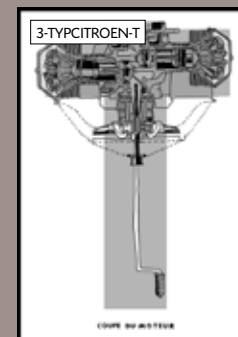





NEW CITROËN DISPATCH



1934

CITROËN revolutionises the automotive landscape with the Traction Avant. The famous name relates to its ground breaking front wheel drive engineering.




16F19
À DÉTOURER
À INTÉGRER DANS
LE FOND



-B057218

During the 90s Le Tone had a major hit, "Joli Dragon", and devoted himself to music for 15 years before progressively moving towards illustrative art. Since 2011 his creations have been exhibited in famous places such as the Pompidou centre. An admirer of artists who know how to make the best use of colour, Le Tone confesses to having a weakness for black and white, which he uses to tell simple stories by using felt pen drawings in notebooks.



TYPEA

1919

The pioneering CITROËN Type A enters mass-production.



TYPEH

1939


CITROËN launches the 'Tub' commercial vehicle, a supremely practical modern design with a sliding side door: its successor is the famous type H.



2CV

1948

The much-loved 2CV is created as a "safe and economical vehicle, able to carry 4 people on-board and 50 kg of luggage". More than 5 million are made.

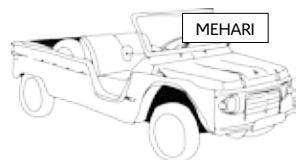


Designed by
STONE
~B844243



2014

CITROËN C4 CACTUS is launched, incorporating the innovative AIRBUMP® protection system.



MEHARI

1968

It's a golden age for light and agile vehicles like the Ami 6, Dyane and Mehari, a unique design for all roads and multi-purpose use.



CX

1974

The 70s and 80s see CITROËN technology triumph, with models such as the AX, BX, CX and advanced XM, a prestigious vehicle equipped with Hydractive suspension.



C4WRC

2015

Winners of the manufacturer's Rally Raid World Cup from 1993 to 1997; Rally Raid World Cup Drivers Champion four times in a row; eight manufacturer's Champion titles in WRC plus two in WTCC... CITROËN continues to demonstrate its exceptional motorsport pedigree, year after year.



CITROËN NEMO



CITROËN BERLINGO



BERLINGO ELECTRIC

A CITROËN VAN FOR EVERYONE

From the busy city centre to the open road, every trip will be comfortable and stress-free. CITROËN design and engineering keeps it that way.



CITROËN DISPATCH



CITROËN DISPATCH COMBI



CITROËN RELAY

NEW CITROËN DISPATCH

UNLIMITED POSSIBILITIES



16SS1_UK
À DÉTOURER

CITROËN DISPATCH

NEW CITROËN DISPATCH THE ESSENTIAL ELEMENTS

PAGES 18-19

MODUWORK®

Innovative versatility with
up to 4 m floor length

PAGES 40-41

HEAD UP COLOUR DISPLAY

Technology making life easier

PAGES 30-31

HANDS-FREE SLIDING SIDE DOORS

Making light work of
loading and unloading



PAGES 12-13

THREE LENGTHS INCLUDING THE NEW COMPACT XS

Meet XS, the brand
new 4.6 m practical
compact version

PAGES 16-17

THE RIGHT HEIGHT

At 1.9 m high, you can
access most car parks*

PAGES 48-49

EFFICIENCY

New platform, next
generation engineering

PAGES 24-25

CITROËN ADVANCED COMFORT

On-board refinement



* 1.94 m with larger payload and XL versions.

Explore NEW CITROËN DISPATCH videos
by scanning this code with your smartphone





SUMMARY

P. 10 – DESIGN

.....

P. 24 – COMFORT

.....


P. 38 – TECHNOLOGY

.....

P. 52 – EQUIPMENT



16SS29



A white Citroën Dispatch van is shown from a front-three-quarter view. In the foreground on the left, a person's face is partially visible, wearing clear safety glasses. The van's front features the Citroën double chevron grille, headlights, and fog lights. A license plate area at the bottom right of the front bumper displays the text 'CITROËN DISPATCH'. A small white box with black text is positioned on the upper right side of the windshield.

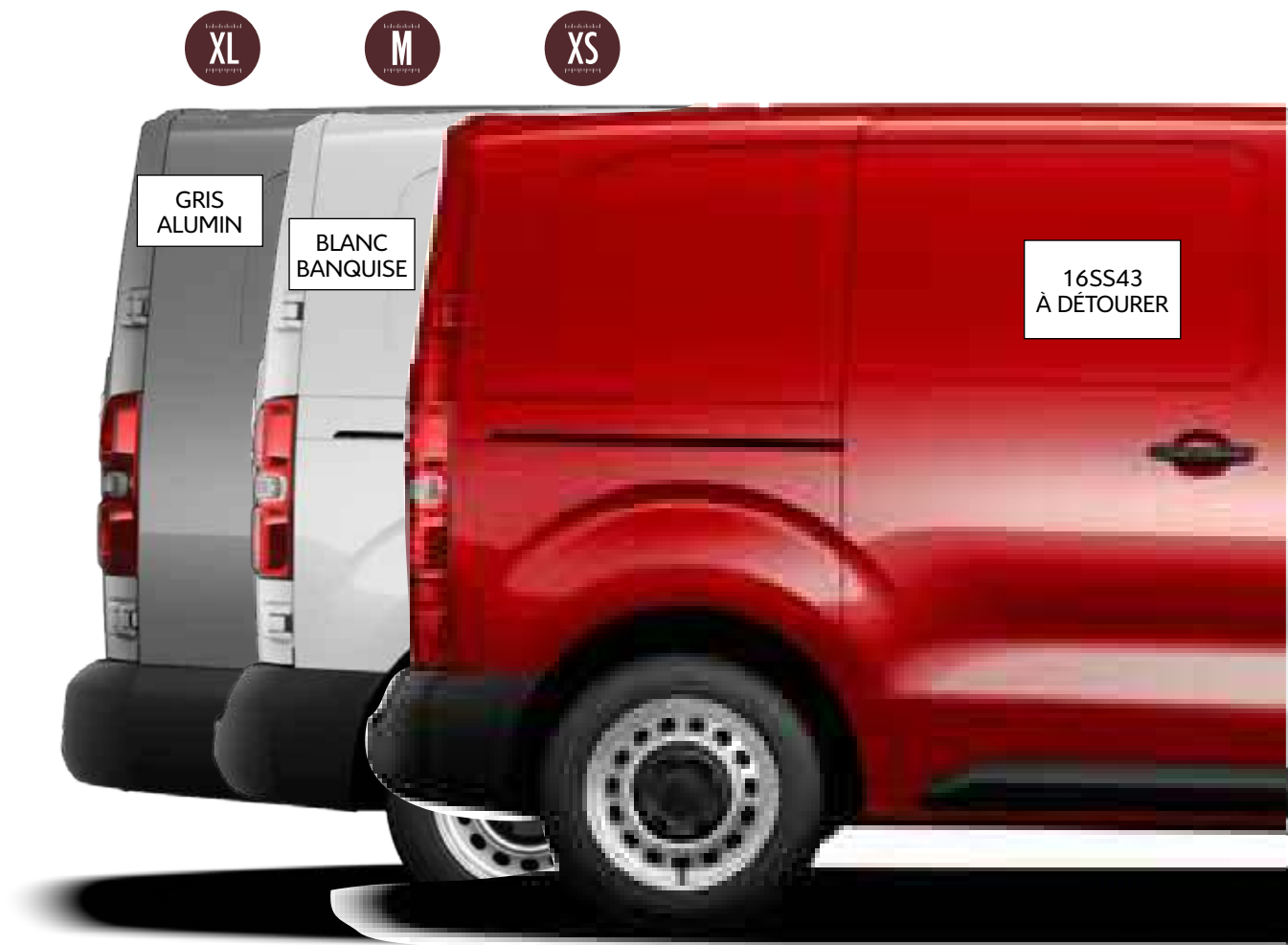
NEW CITROËN DISPATCH

WORKING SMART,
WORKING HARD

Advanced, well equipped
and effortlessly functional,
NEW CITROËN DISPATCH
is designed for professionals.
With a new modular platform,
this is a vehicle that delivers
more practicality, extra comfort
and cutting edge safety.

16SS4_UK
À DÉTOURER

CITROËN DISPATCH



<5.30 m <4.95 m <4.60 m

THE POWER OF THREE



The all-new modular platform means that NEW CITROËN DISPATCH is available in three lengths. The XS is just 4.6 m long – a usefully compact first in this segment. M is 4.94 m and XL is 5.3 m.



NEW CITROËN DISPATCH VERSION XS

COMPACT: THE PERFECT FIT



4.60 m



UP TO

3.30 m



UP TO

1400 kg



UP TO

5.1 m³

Naturally, NEW CITROËN DISPATCH is available in the tried and tested 4.94m* and 5.3 m lengths, but it also comes as the all-new compact 4.6 m XS. Just like the M and XL models, the XS has a payload of up to 1,400 kg* and a capacity of up to 5.1 m³*, plus a usable load floor of up to 3.3 m. Being shorter, it can squeeze into tighter spaces and manoeuvre with surprising ease. The XS is also available on NEW CITROËN DISPATCH COMBI, which offers seating for up to 9 people or 4.5 m³ of load space with the seats removed.

**Depending on version.*



GOING LOWER



With a height of 1.9 m*, NEW CITROËN DISPATCH can access all kinds of places that are off limits for rival vans. From underground car parks to airports and shopping centres, you're now able to enter!

** 1.94 m with larger payload and XL versions.*



GETTYIMAGES-470262826





16SS6

MODUWORK®*

INNOVATION IN SPACE



To maximise the space and versatility in NEW CITROËN DISPATCH, Moduwork® provides a special partition and folding side passenger seat. This extends the load length in XL versions up to a full 4 m. You'll also find an anti-shift net on the driver's side for extra safety. The interior of NEW CITROËN DISPATCH also converts seamlessly into your mobile office. The central armrest incorporates a pivoting table with a sturdy elastic retainer that's ideal for securing your tablet or laptop. You can add holders for smartphones and tablets from the range of dedicated accessories. This is an interior that offers genuine comfort too, with plenty of legroom for all passengers – even more in versions with the electronic manual gearbox.

**Optional on Dispatch S; standard on Enterprise and Enterprise Plus.*



16SS25



ON YOUR SIDE



1.40 m



NEW CITROËN DISPATCH maximises accessibility and ease of loading through its core design and innovative details. Equipped as standard with two sliding side doors, it will easily accommodate up to 3 Euro pallets* thanks to its 93cm opening*. Designed to make life easier, optional electric sliding doors can be opened and closed simply by moving your foot under the corner of the rear bumper, activating the plip, using the handle or from the cabin.

**M and XL versions*

16SS10_138





SERIOUSLY ACCOMMODATING

UP TO
2.5 t

UP TO
4 m

UP TO
6.6 m³

UP TO
250°


Offering up to 6.6 m³ of flexible load space, NEW CITROËN DISPATCH is designed to carry everything you need, securely and safely. On XL versions, the rear doors can be specified to open to 250 degrees, which makes working in cramped conditions much easier.

Inside you can choose between unfinished wood or treated wood ply-lining, which is anti-slip, waterproof, easy to clean and well protected by aluminium sills. There is a range of ply options, designed to protect the floor or the whole load area, including side panelling and wheel arches. To complete the practical picture, there is a 12V socket positioned near the back of the cargo area on Enterprise and Enterprise Plus versions, and an optional tow hitch that can pull up to 2.5 t*.

**According to gross vehicle weight [GVW] limit*







CL 16.033.025_UK



ADVANCED COMFORT

Every CITROËN is a model of comfort and space, equipped to make life on the move enjoyable and relaxing and NEW CITROËN DISPATCH is no exception. Every part is engineered to deliver an agile, secure ride and precise responses, whatever the road conditions or the elements have in store.

16SS14_UK






16SS26

FINE-TUNED WORK SPACE



Settle into one of the three front seats in NEW CITROËN DISPATCH and you'll instantly feel at home: they're ergonomically shaped to support you and deliver a spot on driving position. Adjustable for height and reach, the driver's seat gives a commanding view of the road and high mileage comfort. A moulded step ensures easy access to the cabin time after time. To further enhance the interior, you can specify the bulkhead with an optional window and insulating material which keeps the cockpit snug and reduces road noise too. It's a really important detail that you'll appreciate every working day.



16SS44_UK

YOUR MOBILE OFFICE




The interior of NEW CITROËN DISPATCH has been carefully designed to provide a comfortable office on the move. Lower the central armrest and you'll find a pivoting writing table* that's perfect for supporting your notebook or laptop. Built into the centre console is an ingenious tablet holder** which folds down over the dashboard to give you fingertip access to your tablet. Created to accommodate tablets up to 11 inches, it can be charged from the USB port. On the driver's side, you can also specify a neat smartphone holder** with integrated power cable: this really is a space designed around the needs of working on the move.

** Available with Moduwork®.*

*** Available as an accessory.*









HANDS-FREE SLIDING SIDE DOORS



NEW CITROËN DISPATCH is packed with ideas that make your day less hectic. The hands-free technology of the optional Easy Entry Pack is a perfect example. It allows you to open the side sliding doors simply by moving your foot under the corner of the rear bumper, and you can also close the door and lock the whole vehicle in the same way. Practical, innovative and unique, having your hands full need never be a problem again.



16SS27

CREW VAN

FOR EVERYONE AND EVERYTHING

6 



UP TO
2.30 m



UP TO
1 185 kg



UP TO
4 m³

With NEW CITROËN DISPATCH Crew Van you get spacious people carrier and serious load capacity – without compromise. The cabin will seat up to six individuals and offers up to 4 m³ of load space, with loads up to 2.3 metres long easily accommodated.



NEW CITROËN DISPATCH CREW VAN



16SS28_UK



NEW CITROËN DISPATCH COMBI

9 IN COMFORT



A model of versatility, NEW CITROËN DISPATCH COMBI is available in three lengths and can seat up to 9 people. It's been carefully designed to meet the needs of organisations that need a comfortable, flexible, large volume vehicle that specialises in passenger space.



*The latest generation modular platform
and advanced safety equipment mean that
NEW CITROËN DISPATCH COMBI has achieved
the maximum Euro NCAP 5 star safety rating*





CITROËN DISPATCH COMBI CONFIGURED BY YOU

2  → 9 

NEW CITROËN DISPATCH COMBI is tough, versatile and really flexible. You can remove all of the back seats to create a huge 6 m³ load area in the XL version, or 4.5 m³ in XS models. When all three rows of seats are in position, you can quickly and easily fold the second row, freeing up useful access and space.

CL.16 033.012_UK

UNLIMITED POSSIBILITIES



UP TO
4 m



UP TO
1400 kg



UP TO
6.6 m³



UP TO
2.5 t

NEW CITROËN DISPATCH is designed to adapt to all your work needs. Functional and easy to use, it turns space into a flexible working asset. The figures speak volumes: load length up to a very useful 4 m, height of 1.4 m and a payload right up to 1,400 kg. In a nutshell, you've got a maximum of 6.6 m³ of versatile load area.

To get your cargo and colleagues where they need to be, securely and safely, the Grip Control* system can be combined with the Worksite Pack*, which includes suspension raised by 20 mm, and a protective plate beneath the engine. Now worksites and dirt roads won't stop you in your tracks.

**Available as options*



GRIP CONTROL

Grip Control is an advanced anti-skid system that adapts instantly to diverse challenging driving conditions and maximises grip everywhere. You can switch easily between the five modes: normal, all-terrain, snow, sand and ESC off.



TECHNOLOGY WORKING WITH YOU

HEAD UP COLOUR DISPLAY

A serious safety benefit and new to the segment, Head Up Colour Display* allows you to keep your eyes on the road while accessing essential driver information. This includes speed, cruise control settings, navigation information and collision alerts.

7 INCH COLOUR TOUCHSCREEN

For state of the art clarity and instant fingertip control of all multimedia functions, NEW CITROËN DISPATCH is equipped with a bright 7 inch colour touchscreen**, two 12V sockets**, a USB plug and an audio jack plug, all keep you fully connected wherever you go.

**Available as options*

***Depending on version*





16SS17



16SS18



16SS16

THOUGHTFUL STORAGE

NEW CITROËN DISPATCH is designed around the demands of working life. That's why you'll find numerous useful storage spaces for everyday equipment and valuable tools. There are two door pockets large enough to swallow 1.5 litre bottles, a big storage area under the passenger seat, open and close glove box, dashboard mounted cup holders, plus an A4 sized storage shelf at the top of the centre console: space for everything a busy day demands.



SOPHISTICATED TOUCH

7" COLOUR TOUCHSCREEN



Everywhere in NEW CITROËN DISPATCH you'll discover technology that makes work on the move easier, and many of these innovations are controlled through the 7 inch colour touchscreen. The new optional Connect Nav system delivers useful services such as TomTom Traffic that provides real time traffic information, the location of service stations, car parks and their prices and a search function for points of local interest. You can access all this through voice control, or with instant fingertip control via the touchscreen.

There's also Mirror Screen**, which works with a compatible smartphone to play your chosen music and display safe, simple directions on the 7 inch colour touchscreen. This innovative system works with Apple CarPlay™, MirrorLink® and Android Auto***.

A truly exclusive feature that makes good use of the touchscreen is Park Assist 180°. You get a wide overhead view from the reversing camera while you're manoeuvring, and as the vehicle gets close to concealed obstacles, the system zooms in so that you can negotiate the remaining distance with relaxed precision.

**Depending on version*

***A compatible smartphone is required*

****Available late 2016*



PARK ASSIST 180°



CITROËN CONNECT BOX



MIRROR SCREEN

CL.16 033.011

SAFETY AND DRIVING TECHNOLOGY

SMART BEAM HEADLIGHTS

Instantly switching from high to low beam when an oncoming vehicle is detected, the system activates above 15 mph.

16S53

SPEED LIMIT SIGN RECOGNITION

Recognising speed limits everywhere in real time, Speed Limit Sign Recognition uses the on board camera to read signs and send clear recommendations to the driver. Simply set the right maximum on the cruise control and relax.

GETTYIMAGES-184919955

DRIVER ATTENTION ALERT

With the help of the multifunctional windscreen-mounted camera and steering wheel movements, this safety innovation can detect driver drowsiness and send audible and visual alerts.

16SS38_UK



LANE DEPARTURE WARNING SYSTEM

The windscreen-mounted camera detects when lane line markings are crossed without the indicators being activated. It then alerts the driver audibly and visually, allowing quick and safe correction.

16SS24



HEAD UP COLOUR DISPLAY

This technology lets you keep your eyes on the road while viewing essential driver information (current and recommended speed, cruise control/speed limiter settings, navigation instructions and collision alert) on a transparent strip in front of the windscreen. A first for a vehicle in this segment.

GETTYIMAGES-
568588627BLUR



ADAPTIVE CRUISE CONTROL

Helping you to drive safely and without stress, Adaptive Cruise Control enables NEW CITROËN DISPATCH to adapt its speed to vehicles in front. The technology can reduce speed by up to 12.5 mph in changeable traffic conditions, such as on a busy motorway.

16SS37



ACTIVE SAFETY BRAKE

Available for the first time on NEW CITROËN DISPATCH, the Active Safety Brake is a significant safety benefit. Using the windscreen-mounted camera, the system detects potential collisions with stationary or slowing vehicles ahead and automatically applies braking. This can help you to avoid accidents altogether at up to 18 mph and significantly reduce impacts at higher speeds.

16S56



BLIND SPOT DETECTION

This monitoring system detects vehicles close behind, hidden by the rear view mirror 'blind spot'. A bright orange warning light is activated in your door mirror, providing a clear warning.

A NEW RANGE OF ENGINES


HIGH PERFORMANCE EFFICIENCY

Powering NEW CITROËN DISPATCH is a range of advanced BlueHDi diesel engines. Each meets the latest Euro 6 standards and delivers the kind of flexible performance that makes every working trip a pleasure.

With versions producing between 95 hp to 180 hp, there's an engine to suit all jobs, and as ever, efficiency is key. The Blue HDi 115 S&S produces just 133 g/km of CO₂, making it the best in class. Whichever engine you select, you'll appreciate the exceptional economy and low overall running costs.







GAMME_K0_VU_UK

NEW CITROËN DISPATCH platform cab, Combi and panel vans (with and without optional side windows) offer the ideal base for a variety of conversions. Our trusted convertor partners can provide conversions which meet your specialist requirements, such as refrigerated vans or wheelchair accessible vehicles.



ISOTHERME



AMBULANCE

CITROËN DISPATCH CONVERSIONS

CONVERSIONS TO SUIT
EVERY NEED



TRANSPORT DE PERSONNES
À MOBILITÉ RÉDUITE



POMPIERS



PICK-UP LOISIR

BODY COLOURS



BEIGENAUTILISABLE

SOFT SAND (M)



BRUNRICH OAK

RICH OAK BROWN (M)



GRISALUMINIUM

ARCTIC STEEL (M)



GRISPLATINIUM

PLATINIUM (M)



ORANGETOURLAMINE

TOURMALINE ORANGE (M)



NOIRONYX

BLACK (F)



BLANCBANQUISE

POLAR WHITE (F)



16SS42

PASSION RED (F)⁽¹⁾



BLEUIMPERIAL

IMPERIAL BLUE (F)

EQUIPMENT

ABS, AFU, ESP, ASR, ESP avec aide au démarrage en pente
Aide au stationnement arrière
Airbags frontaux (conducteur et passager)
Airbags latéraux avant tête-thorax
Banquette avant « 2 + 1 places »
CITROËN Connect Nav sur tablette tactile 7" (comprend le système de navigation TomTom, le Mirror Screen*, la reconnaissance vocale durant 3 ans et le Pack CITROËN Connect Nav (il inclut les services « Info trafic », « Stations service », « Parkings », « Météo », « Recherche locale »).
Climatisation régulée en température
Cloison tôlée
Coffee Break Alert
Condensation centralisée avec plip
Jantes tôle 16" grises avec cabochon
Kit mains libres Bluetooth* et prise USB
Lève-vitres avant électriques
Lève-vitres avant électriques séquentiels
Pack Visibilité (allumage des feux de croisement et essuie-vitres avant automatiques)
Porte latérale coulissante droite
Portes arrière battantes 50/50
Projecteurs antibrouillard
Régulateur limiteur de vitesse

CITROËN DISPATCH X	◆		◆		◆			◆		◆	◆			◆		◆	◆		◆
CITROËN DISPATCH ENTERPRISE	◆		◆		◆		◆	◆	◆	◆	◆	◆		◆		◆	◆		◆
CITROËN DISPATCH ENTERPRISE PLUS	◆	◆	◆		◆		◆	◆	◆	◆	◆	◆		◆	◆	◆	◆	◆	◆
CITROËN DISPATCH CREW VAN	◆		◆	◆					◆	◆		◆				◆	◆		◆
CITROËN DISPATCH COMBI																			
CITROËN DISPATCH PLATFORM CAB																			

UPHOLSTERY



MIXTE TEP/ TISSU MICA (1)(2)(3)



TISSU MICA (2)(3)(4)

WHEELS



16" STEEL WHEEL WITH
BLACK CENTRE CAP




17" STEEL WHEEL WITH
BLACK CENTRE CAP



17" CURVE ALLOY WHEEL

Rétroviseurs extérieurs électriques et chauffants
Rétroviseurs extérieurs rabattables électriquement
Roue de secours homogène
Siège conducteur avec accoudoir, rehausse et réglage lombaire
Siège conducteur avec rehausse
Système audio RDS MP3 (2 HP + 2 tweeters)
Volant réglable en hauteur et en profondeur



(1) Disponible uniquement sur CITROËN JUMPY FOURGON.
(2) Et autres matières d'accompagnement.
(3) Pour connaître le détail des sièges et de leurs matériaux, se reporter au document téléchargeable sur le site www.citroen.fr/mentions-legales.
(4) Disponible uniquement sur CITROËN JUMPY COMBI.
* Nécessite un téléphone compatible.
(M) : Metallic colour – (F) Flat colour.
L'ensemble des équipements décrits dans cette brochure représente toute la technologie de CITROËN JUMPY. Les véhicules CITROËN étant commercialisés en UE, leur définition peut varier d'un pays à l'autre. Pour connaître dans le détail la définition des équipements disponibles en série ou en option, se reporter au document « Caractéristiques Techniques et Principaux Équipements » en téléchargement sur le site citroen.fr.

TECHNICAL SPECIFICATION

CONSUMPTIONS ET ÉMISSIONS DE CO ₂ (normes CEE 1999-100)*				
Motorisations**	Urbaine (l/100 km)	Extra-urbaine (l/100 km)	Mixte (l/100 km)	Émissions de CO ₂ (g/km)
BlueHDi 95 BVM	de 6,0 à 6,1	de 5,2 à 5,4	de 5,5 à 5,6	de 144 à 148
BlueHDi 95 S&S ETG6	de 5,3 à 5,6	de 5,1 à 5,3	de 5,2 à 5,4	de 135 à 139
BlueHDi 115 S&S BVM6	de 5,5 à 5,6	de 4,9 à 5,0	de 5,1 à 5,2	de 133 à 137
BlueHDi 120 S&S BVM6	5,9	4,9	5,3	139
BlueHDi 150 S&S BVM6	5,9	4,9	5,3	139
BlueHDi 180 S&S EAT6	de 6,1 à 6,3	de 5,4 à 5,5	de 5,7 à 5,9	de 151 à 155

* MPG figures are achieved under EU conditions, intended as a guide for comparative purpose only, and may not reflect actual on-the-road driving conditions.



(1) XS – (2) M – (3) XL
(4) 1940 max avec suspension rehaussée.

CITROËN : CITROËN CARE

With the added reassurance of a warranty, routine servicing and maintenance, as well as 24-hour roadside assistance, you are protected.

• CITROËN WARRANTY

Every new Citroën van has the benefit of a 3 year* warranty package, plus a 12 year anti-perforation** warranty and a 3 year paint warranty.

• CITROËN ASSISTANCE

In response to a free telephone call in the UK, Citroën Assistance brings rapid expert roadside assistance to you in an emergency. It comes free of charge for a full year and operates 24 hours a day in all parts of the UK and Europe. Services include nationwide recovery for both van and passengers, a home call service, replacement vehicle, hotel accommodation and vehicle storage if required. Please note, Citroën Assistance only applies to incidents covered by the new vehicle warranty, and excludes non-vehicle faults, such as running out of fuel, mis-fuelling, loss of keys, lock-ins, road traffic accidents and punctures/wheel changes. Full details are available on request from Citroën UK via cuk_contactcentre@citroen.com

• CITROËN MAINTENANCE

From roadside assistance to replacing wear and tear parts or regular servicing, with Citroën Maintenance you have total peace of mind. For a one-off fee or low monthly payment, our experienced engineers will take care of your Citroën, whatever happens.

To find out more, contact your Citroën Dealer or Citroën Authorised Repairer.

• CITROËN SERVICING

Available up to 1 year from your vehicle's registration date, but before its first chargeable service, a Citroën Servicing Package enables you to pay in advance for your vehicle's servicing needs for 3 years/35,000 miles. For further information, please contact your Citroën Dealer.

• CITROËN MOT TEST

Once your vehicle is three years old, it requires an annual MOT Test. This is a legal requirement to check that it meets road safety and environmental standards. Our nationwide network of Citroën Authorised Repairers know your Citroën best, so if your vehicle's MOT Test is due, why not contact your local Citroën dealer? You can be confident that your vehicle will be looked after by one of our expert trained Citroën Technicians, nominated by VOSA as accredited MOT Testers. Plus, whilst your vehicle is with us, we'll carry out a free outstanding manufacturer diagnostic test, check for any new technical updates and carry them out for free - that's

* 2 years' unlimited warranty. No-fee customer option of 1 year's Dealer provided warranty, only on cars sourced from Citroën UK Limited. Note: Dealer provided warranty is limited to 60,000 miles for cars.

** Against all internal to external perforation to bodywork or underbody.

**CITROËN
& YOU**

**OUR CUSTOMER PROMISE.
YOU CAN TRUST US
TO DO WHAT WE SAY**



Satisfied or not, give us your opinion
CITROEN-ADVISOR.CO.UK



CITROËN prefers TOTAL

Note: Images and specification descriptions are dependent on trim level and options specified. Every endeavour has been made to ensure that the information and details contained in this brochure were accurate at the time of going to press. However the company reserves the right,

whilst preserving the essential characteristics of the models described, to introduce at any time modifications, changes of details, equipment or accessories. Every effort will be made to bring this brochure up to date, but in order to avoid any misunderstanding please consult your Dealer.

For full details of Citroën Care of Car and Driver, please see the full manufacturer's price list. The Citroën Website contains full information on all Citroën products and offers available in the UK, together with details of our environmental and recycling policies. The site address is

www.citroen.co.uk or you can contact Citroën directly via cuk_contactcentre@citroen.com



TO FIND OUT MORE
Visit citroen.co.uk



To find out more about Motability, please contact
your local dealer or visit citroen.co.uk/motability

April 2016 - Printed in U.K. 04/2016 by Gutenberg - Designed & produced in U.K. 04/2016